


## DISPLAY MOUNTS

BUILT TO LAST • EASY TO INSTALL • UL CERTIFIED • BACKED BY 5 YEAR WARRANTY  
FOR COMMERCIAL AND RESIDENTIAL INSTALLS • COMPLETE HARDWARE KIT INCLUDED



### FIXED MOUNTS



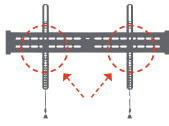
### TILT MOUNTS



### FULL MOTION MOUNTS



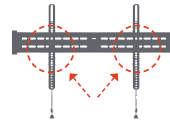
Low Profile Design



Post Install Leveling and Locks for Security



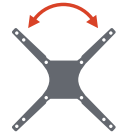
Tilts up to 12° to Reduce Glare



Post Install Leveling and Locks for Security



Tilts, Pans and Swivels



Post Install Leveling

#### SM NX-FS1342\*

Display Size: 13" - 42" up to 50 lbs.  
VESA: 75 x 75 to 200 x 200 (W x H) (mm)  
Low Profile: 0.89"  
\*Does not include post install leveling or lock for security

#### MD NX-FM2460

Display Size: 24" - 60" up to 120 lbs.  
VESA: 100 x 100 to 400 x 400 (W x H) (mm)  
Low Profile: 0.73"

#### LG NX-FL4290

Display Size: 42" - 90" up to 175 lbs.  
VESA: 100 x 100 to 700 x 400 (W x H) (mm)  
Low Profile: 0.73"

#### XL NX-FXL3790

Display Size: 37" - 90" up to 175 lbs.  
VESA: 100 x 100 to 700 x 400 (W x H) (mm)  
Wall Plate: Open architecture  
Low Profile: 0.91"

#### MD NX-TM2460

Display Size: 24" - 60" up to 120 lbs.  
VESA: 75 x 75 to 400 x 400 (W x H) (mm)  
Low Profile: 1.89"

#### LG NX-TL4290

Display Size: 42" - 90" up to 175 lbs.  
VESA: 100 x 100 to 700 x 400 (W x H) (mm)  
Low Profile: 1.89"

#### XL NX-TXL3790

Display Size: 37" - 90" up to 175 lbs.  
VESA: 100 x 100 to 700 x 400 (W x H) (mm)  
Low Profile: 2.0"

#### SM NX-FMS1337

Display Size: 13" - 37" up to 40 lbs.  
VESA: 75 x 75 to 200 x 200 (W x H) (mm)  
Motion Range: Extends 10" from wall, tilts, pans and swivels  
Low Profile: 1.85" from wall

#### SM NX-FMSA1337

Display Size: 13" - 37" up to 40 lbs.  
VESA: 75 x 75 to 200 x 200 (W x H) (mm)  
Motion Range: Extends 12.8" from wall, tilts, pans and swivels  
Low Profile: 1.98"

#### MD NX-FMM3763

Display Size: 37" - 63" up to 70 lbs.  
VESA: 100 x 100 to 400 x 400 (W x H) (mm)  
Motion Range: Extends 20.6" from wall, tilts, pans and swivels  
Low Profile: 1.97"

#### LG NX-FML4390

Display Size: 43" - 90" up to 120 lbs.  
VESA: 200 x 100 to 600 x 400 (W x H) (mm)  
Motion Range: Extends 25" from wall, tilts, pans and swivels  
Low Profile: 2.6"



## SPECIALTY MOUNTS

BUILT TO LAST • EASY TO INSTALL • UL CERTIFIED • BACKED BY 5 YEAR WARRANTY  
FOR COMMERCIAL AND RESIDENTIAL INSTALLS • COMPLETE HARDWARE KIT INCLUDED



### LARGE CEILING DISPLAY MOUNT

#### NX-SCM125

**Display Size:** 37"- 80" up to 125 lbs.

**VESA:** 200 x 100 to 600 x 400 (W x H) (mm)

**Motion Range:** Tilts up to 18°

**Cable Management:** Integrated through pipe cable management



### UNIVERSAL PROJECTOR MOUNT


#### NX-PMT40

**Projector Size:** up to 40 lbs.

**Mount Size:** Universal mounting pattern

**Motion Range:** Adjustable roll and pitch up to +15°

**Cable Management:** Integrated through pipe cable management



### UNIVERSAL SOUND BAR MOUNT

#### NX-SBMT

**Sound Bar Size:** up to 15 lbs.

**Mount Size:** Universal mounting pattern

**Location:** Attaches to TV mount; no drilling required

